

ENCORE  
UNE  
CONSONNE

Prénom

B b comme



2.C.

bol


# A. Exercice :

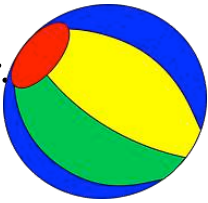
Pré-écriture et son

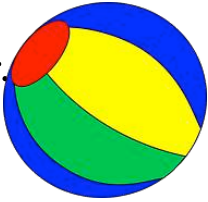


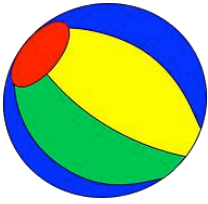
1. Avec toutes tes couleurs, repasse sur le trajet de la balle

Chaque fois qu'elle tombe par terre, tu prononces le son **b**  
Tu prononces le mot entier quand tu touches la balle

B B B  balle

b b b  balle

b b b  balle

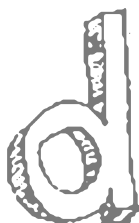
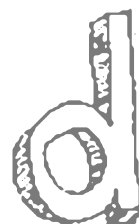
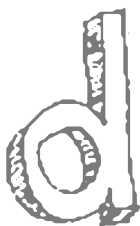
b b b b b b  balle

# B. Exercice :

Orientation



1. Colorie les lettres **b**



# C. Exercice :



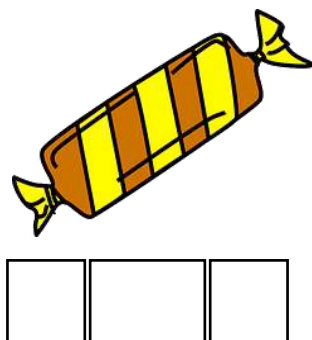
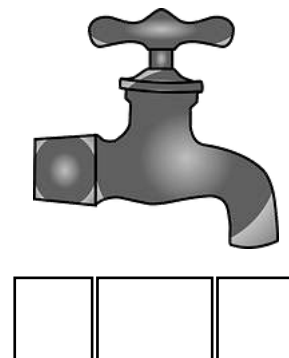
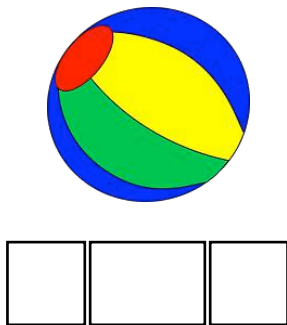


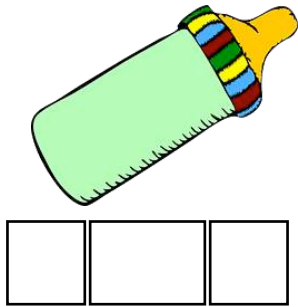


Trouver des images avec le son **b**

1. Entoure les images où tu entends **b**

*biberon / dauphin / bonhomme de neige / ballon / bombe / robinet / bonbon / tube / crabe*

2. Peux-tu les situer ? Début - intérieur - fin. Place la **X** dans la bonne case



# D. Exercice :

Reconnaitre les graphies des lettres majuscules et minuscules



1. Trace les lettres qui ne correspondent pas aux lettres **B b**

B	B	O	B	Q	X
B	B	B	B	B	P

q	d	b	b	p	p
d	q	b	b	<b>b</b>	<b>b</b>



2.C.

# E. Exercice :

Repérer les lettres



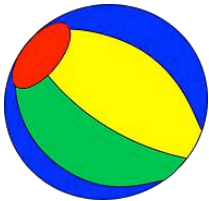
1. Entoure les lettres **B b**



biberon




bonhomme



BALLE



robinet



TUBE



crabe

# F. Exercice :

Repérer les mots à l'aide de la page E ou lire



1. Relie les mots aux images

crabe ●



tube ●



balle ●



biberon ●



bonhomme ●



robinet ●

