

V I V E  
L E S  
VOYELLES

Prénom

Oo comme



ortie

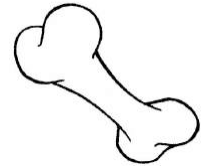
# A. Exercice :

Entendre le premier son d'un mot et pré-écriture



1. Passe sur le chemin avec toutes tes couleurs en gardant le son dans ta bouche. Prononce le mot en entier quand tu touches l'image.

ooo.....




...s

ooo.....




...rtie

ooo.....



...rque

ooo.....







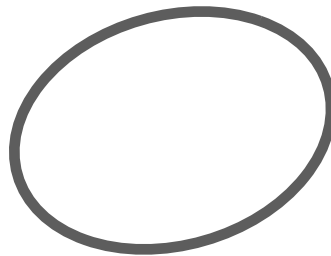
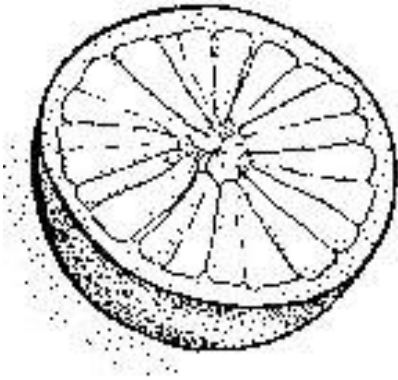
...tarie

## B. Exercice :

Trouver des images avec le son **o** au début du mot



1. Colorie les images où tu entends le son **o** au début  
orange / orteil / ours / ovale / âne / okapi / orgue

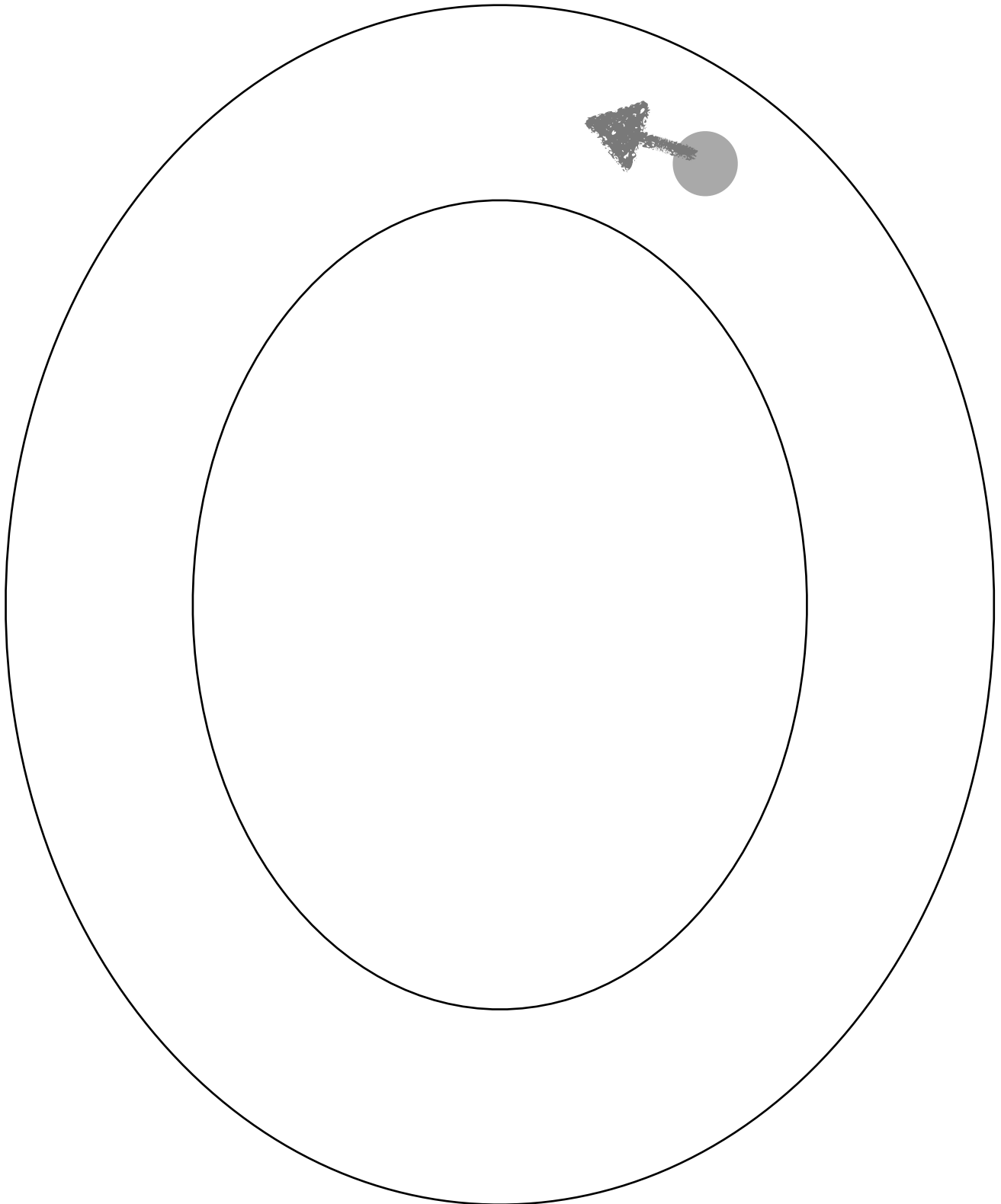


# C. Exercice :

*Pré-écriture*



1. Passe sur cet ovale sans t'arrêter et sans dépasser








# D. Exercice :

Reconnaitre les graphies des lettres majuscules et minuscules



1. Trace les lettres qui ne correspondent pas aux lettres O o

	Q	C		O	D
O	C			P	

o	o	a	b	9	O
o	d	o	o	o	b



# E. Exercice :

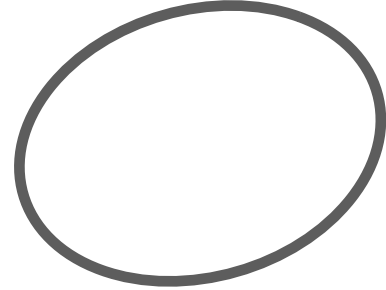
Repérer les lettres



1. Entoure les lettres **O o**



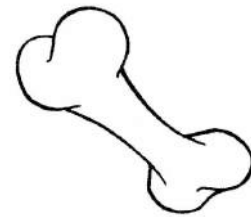
ortie



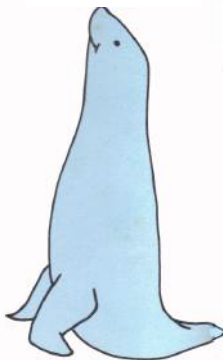
ovale




orque



OS



otarie



okapi

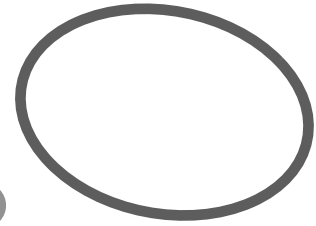
# F. Exercice :

Repérer les mots à l'aide de la page E ou lire



1. Relie les mots aux images

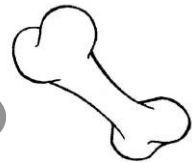
ortie ●




os ●



ovale ●



okapi ●



otarie ●



orque ●

